



Sheraton®
DETROIT METRO AIRPORT



Maximize Your Meetings

Experience comfort and convenience just minutes from Detroit Metro Airport.

GUEST ROOMS

All 359 of the hotel's guest rooms and suites offer the Sheraton Signature Bed, HD flat-panel TVs, Starbucks® one-cup coffee, and an ergonomically designed work area. Enjoy in-room dining, high-speed Internet access, and complimentary bath amenities in all guest rooms.

DINING

Enjoy the best of local cuisine at Cultivate for breakfast or dinner. Relax in our upscale, casual 90 seat restaurant, offering a seasonal menu, fine wines and delicious desserts. Be sure to check out the chef's daily specials. For a quick snack, lunch, dinner or cocktails anytime, visit Connections in the lobby.

MEETING AND EVENT SPACE

A brilliant setting for big ideas. Premier conference and banquet facilities feature over 14,000 square feet of function space. With flexible and well-appointed space and a variety of delicious menus and catering services, you have the ideal setting for a variety of meetings and social events. Our efficient and courteous staff stand ready to excite and pamper your guests.

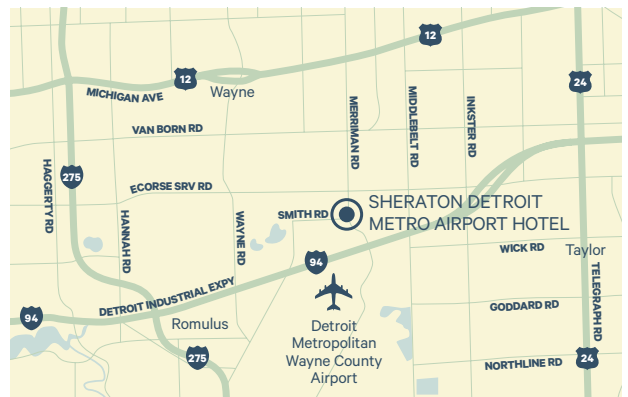
AIRPORT CONVENIENCE

Located minutes from Detroit Metropolitan Airport (DTW), enjoy our reliable and complimentary airport shuttle to and from the airport, allowing easy access to all terminals and gates. We are located just off Interstate 94 providing easy access to Detroit and the suburbs to the east, as well as Ann Arbor to the west.

SHERATON DETROIT METRO AIRPORT HOTEL

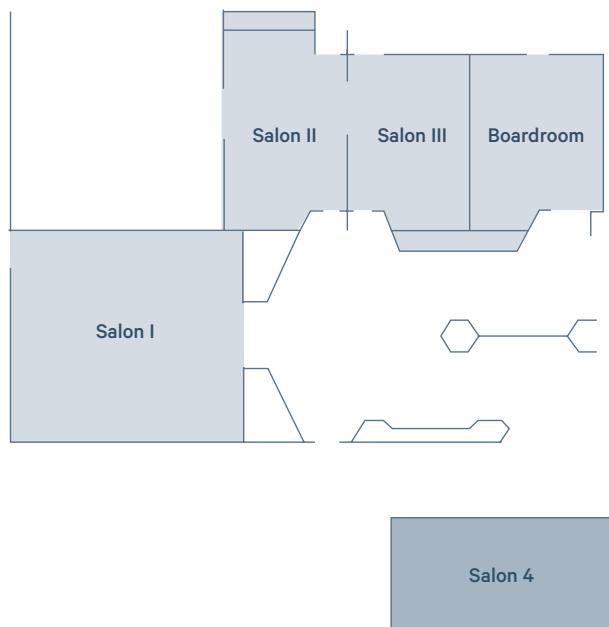
8000 Merriman Road
Romulus, Michigan 48174
T 734 729 2600
F 734 729 9414

sheratondetroitmetroairport.com

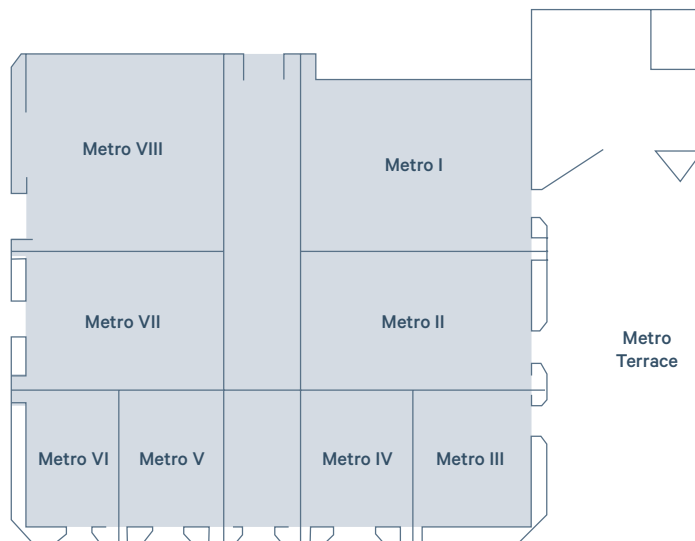


Meeting & Function Space

1ST FLOOR MEETING SALONS



METRO GRAND BALLROOM 3RD FLOOR



MEETING & FUNCTION SPACE CAPACITY CHART

Room Name	Theater	Classroom	Banquet	Conference	U-Shape	Square
Metro Ballroom	700	260	430			
Metro 1	84	36	50	30	28	30
Metro 1-2	180	72	100	42	40	42
Metro 1-4	270	120	150			
Metro 1-4 with hallway	400	135	200			
Metro 2	84	36	50	30	28	30
Metro 2-4	180	72	100			
Metro 3	36	18	20	12	9	12
Metro 3-4	72	36	40	30	20	30
Metro 4	32	18	20	12	9	12
Metro 5	24	18	20	12	9	12
Metro 6	24	18	16	12	9	12
Metro 5-6	72	36	40	24	20	24
Metro 7	84	36	50	30	24	30
Metro 8	84	48	50	32	22	28
Metro 7-8	170	72	100	44	46	44
Metro 5-7	160	72	100	40	30	40
Metro 5-8	270	120	150			
Metro 5-8 with hallway	400	135	200			
Boardroom				10		
Salon 1	65	30	50	22	20	22
Salon 2	36	20	20	18	15	12
Salon 3	32	16	20	12	10	12
Salon 4				10		